





CAPITAL PLAN - QUARTER 4 2017/18 - EXPENDITURE

Appendix 1

	Capital Plan Outturn June 2018						
	Latest Est Scheme Cost	Expend in Prev Years (active schemes only)	Actuals & Commitments 2017/18 Qtr3	Total 2017/18 Revised	Total 2017/18 Outturn	Total 2017/18 Variance	Reprofile to 2018/19
 = Approved Prudential Borrowing schemes	£'000	£'000	£'000	£'000	£'000	£'000	£'000
Protecting children and giving them the best start in life							
Brookfield House Site	550	465	23	64	12	52	52
Capital Repairs & Maintenance 2014/15 (incl. Furzeham)	752	668		9		9	9
Capital Repairs & Maintenance 2015/16	205	21	1	0		0	0
Capital Repairs & Maintenance 2016/17 & 2017/18	866		364	704	382	322	322
Cockington Primary expansion	3,149	3,074		7		7	7
Devolved Formula Capital			127	223	146	77	77
Early Years - Ellacombe Academy Nursery	746		662	432	211	221	221
Early Years - White Rock Primary Nursery	420		340	400	385	15	15
Education Review Projects			28	82	51	31	31
Ellacombe Primary expansion	558	469	11	12	12	0	0
New Paignton Primary school	509	2		122	1	121	121
Paignton Academy Places - mobiles	483	1	2	2	2	0	0
Secondary School places	2,357	185	1,571	687	492	195	195
Special Provision Fund	500			0		0	0
Torbay School Relocation	2,800	35	12	30	12	18	18
Whiterock Primary expansion	3,930	3,574	42	43	44	(1)	
Youth Modular Projects	409	372		37		37	37
	27,100	8,866	3,183	2,854	1,750	1,104	1,105
Working towards a more prosperous Torbay							
 Brixham Harbour Fendering	75			75	6	69	69
 Claylands Redevelopment	10,400	0	173	478	162	316	316
DfT Better Bus Areas	462	263	2	87		87	87
DfT Local Sustainable Transport Fund (Ferry/Cycle)	1,643	1,639	4	4	4	0	0
 Edginswell Business Park	6,620		49	3,000	25	2,975	2,975

CAPITAL PLAN - QUARTER 4 2017/18 - EXPENDITURE

Appendix 1

				Capital Plan Outturn June 2018			
	Latest Est Scheme Cost	Expend in Prev Years (active schemes only)	Actuals & Commitments 2017/18 Qtr3	Total 2017/18 Revised	Total 2017/18 Outturn	Total 2017/18 Variance	Reprofile to 2018/19
	£'000	£'000	£'000	£'000	£'000	£'000	£'000
PF	= Approved Prudential Borrowing schemes						
PF	Employment Space	6,644	0	6,607	5,644	5,011	633
PF	Investment Fund	200,000	21,054	97,078	99,490	98,691	799
PF	NGP - Torbay Innovation Centre Ph 3 (EPIC)	7,740	696	526	2,134	701	1,433
	Old Toll House, Torquay	150	4	5	146	5	141
PF	Oxen Cove Landing Jetty	1,967		253	67	120	(53)
	Oxen Cove Shellfish processing facility -design work	400			100	0	100
PF	South Devon College - Loan	4,000		4,000	4,000	4,000	0
PF	South Devon Highway - Council contribution	20,224	12,670	49	1,361	238	1,123
PF	Street Lighting - Energy reduction Ph2	1,132	1,131	2	0	(2)	2
PF	TEDC Capital Loans/Grant	2,690	1,327		725	0	725
PF	Town Centre Regeneration Programme	25,000			1,000	0	1,000
	Transport - Edginswell Station	520	511	9	10	9	1
	Transport Integrated Transport Schemes			217	875	681	194
	Transport Structural Maintenance			639	1,708	1,785	(77)
	Transport - Torquay Gateway Road Improvements	2,925	604	307	150	57	93
	Transport - Torquay Town Centre Access	625	208	55	327	116	211
	Transport - Tweenaway Junction	4,871	4,871	26	0	28	(28)
	Transport - Western Corridor	10,603	1,571	5,759	3,249	3,466	(217)
PF	Upton Place, Lymington Road (Student Accom - Town Hall Car Park)	14,200			200	0	200
	Whiterock Business Park - Land swap				63	63	0
		322,816	46,549	115,760	124,893	115,166	9,727
	Ensuring Torbay remains an attractive and safe place to live and visit						
	Babbacombe Beach Road	70	0		70	0	70
	Beacon Quay Toilets refurbishment	117	106	40	11	30	(19)
PF	CCTV equipment	385	0		385		385
	Clennon Valley Sport Improvements	70	1	1	69	1	68
	Flood Alleviation - Cockington	328			10	6	4

CAPITAL PLAN - QUARTER 4 2017/18 - EXPENDITURE

Appendix 1

	Latest Est Scheme Cost	Expend in Prev Years (active schemes only)	Actuals & Commitments 2017/18 Qtr3	Capital Plan Outturn June 2018			
				Total 2017/18 Revised	Total 2017/18 Outturn	Total 2017/18 Variance	Reprofile to 2018/19
	£'000	£'000	£'000	£'000	£'000	£'000	£'000
PB = Approved Prudential Borrowing schemes							
Flood Alleviation - Monksbridge	412			12	10	2	2
Flood Defence schemes (with Env Agency)	686	630	16	56		56	56
PB Freshwater Cliffs Stabilisation	375	359	11	16	(29)	45	45
Haldon Pier - Structural repair Phase I&2	3,064	3,045	20	18		18	18
Harbour Workboat	45	34	11	11	10	1	
Hollicombe Cliffs Rock Armour	1,544	689	623	855	641	214	214
PB Paignton Harbour Lights Redevelopment	600	0		0		0	0
PB Parkwood Loan re Torbay Leisure Centre	1,701	0		701	515	186	186
Princess Gardens Fountain	122		155	122	117	5	5
Princess Pier - Structural repair (with Env Agency)	1,744	0	133	544	85	459	459
PB Public Toilets Modernisation Programme	1,032			100	0	100	100
Torbay Leisure Centre - structural repairs	545	541		3		3	
Torre Abbey Renovation - Phase 2	5,010	4,992		18		18	18
Torre Valley North Enhancements	127	22	20	105	18	87	87
Torquay Harbour -Town Dock Pontoons replacements	260		15	260	263	(3)	
	18,237	10,419	1,045	3,366	1,667	1,699	1,717
Protecting and supporting vulnerable adults							
Adult Social Care	1,553	922		631	589	42	42
Affordable Housing	2,624			0	1	(1)	
PB Housing Rental Company - Loan	25,000			0		0	0
Sanctuary HA - Hayes Road Pgn	500	250		250		250	250
Disabled Facilities Grants			572	1,266	954	312	312
Empty Homes Scheme	500	43		0		0	0
Private Sector Renewal				0		0	0
	30,177	1,215	572	2,147	1,544	603	604

CAPITAL PLAN - QUARTER 4 2017/18 - EXPENDITURE

Appendix 1

		Capital Plan Outturn June 2018						
	Latest Est Scheme Cost	Expend in Prev Years (active schemes only)	Actuals & Commitments 2017/18 Qtr3	Total 2017/18 Revised	Total 2017/18 Outturn	Total 2017/18 Variance	Reprofile to 2018/19	
PP	£'000	£'000	£'000	£'000	£'000	£'000	£'000	
= Approved Prudential Borrowing schemes								
Corporate Support								
PP	Corporate IT Developments	1,000	1	352	700	416	284	284
PP	Council Fleet Vehicles	463	322		141	11	130	130
PP	Essential Capital repair works	2,625	0		225		225	225
	Enhancement of Development sites	299	96	9	53	29	24	24
	Flexible Use of Capital Receipts (NB. not capital expenditure)	300	0		300	300	0	0
	Office Rationalisation Project - Electric House refurb	700	0		500	326	174	174
	Payroll Project	370	348	6	22	11	11	11
	Capital from Revenue					51	(51)	(51)
	General Capital Contingency	631	0		0		0	0
		6,388	767	367	1,941	1,144	797	797
TOTALS			67,816	120,927	135,201	121,271	13,930	13,849
CAPITAL PLAN - QUARTER 4 2017/18 - FUNDING								
	Unsupported Borrowing				117,945	109,052	8,893	
	Grants				13,610	10,446	3,164	
	Contributions				640	300	340	
	Reserves				1,594	742	852	
	Revenue				414	441	(27)	
	Capital Receipts				998	290	708	
	Total				135,201	121,271	13,930	0